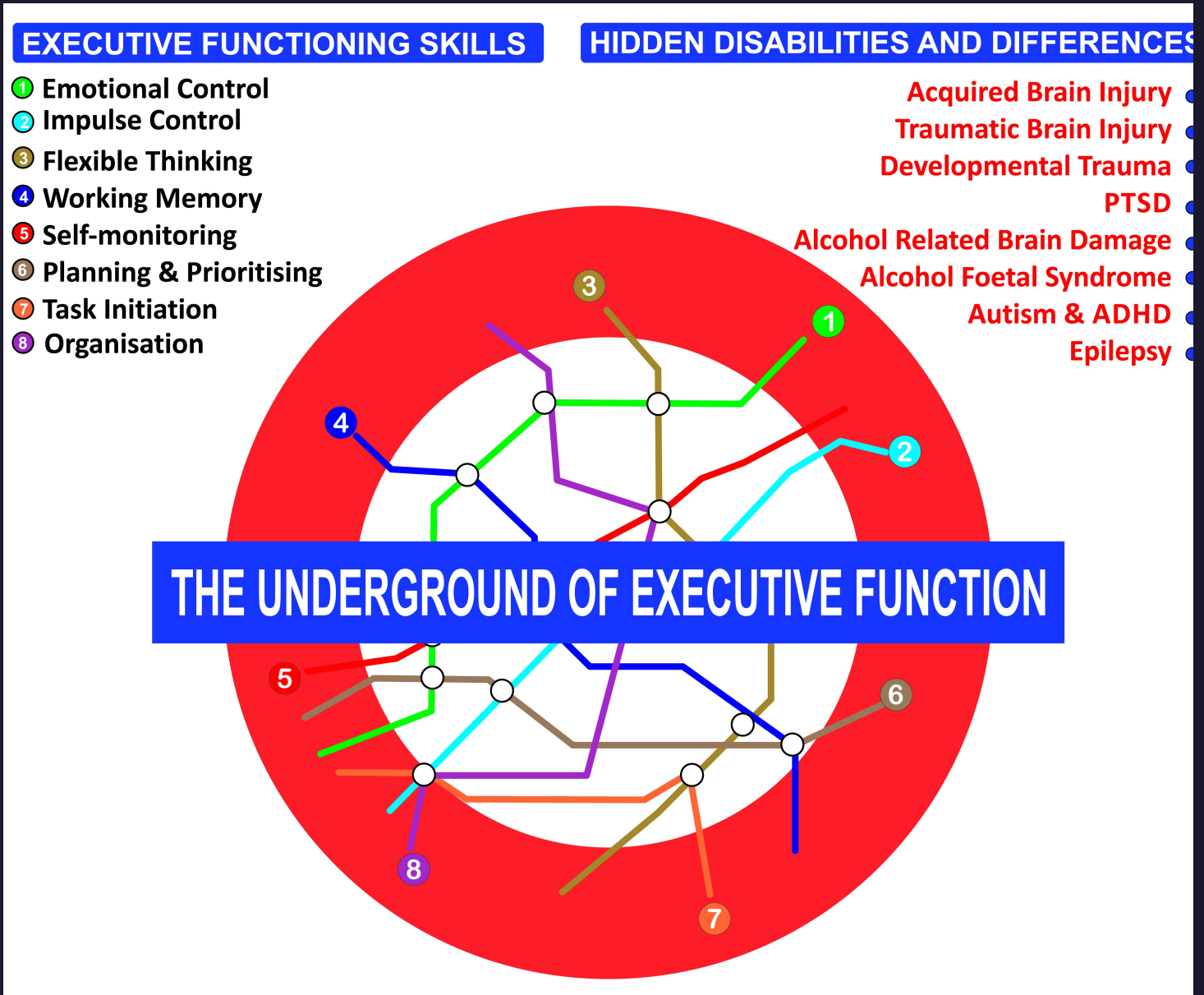


The Capacity to Act?.....

Opening doors for people with hidden disabilities and differences.

What does research and expert practice tell us about the importance of executive functioning assessments?

By Ellie Atkins: Registered social worker



A black and white photograph showing two hands reaching towards each other against a cloudy sky. The hands are positioned in the center of the frame, with one hand on the left and one on the right, both palms facing each other. The background is a dramatic sky with scattered clouds. The overall mood is one of connection and hope.

CONNECTION

HUMANITY


Key messages

Why did the Governments 'Everybody in initiative' **NOT** end rough sleeping in its entirety in Manchester, during the pandemic.

Expert by practice idea, backed by evidence from research.

Executive dysfunction and why it's critical you know about it!

What can we do about it ?



Why did the 'Everybody in' initiative **NOT** end rough sleeping, in its entirety during this time?

Expert practice and research suggests why.

- **85 %** of the people sleeping rough in the UK have experience of BIG traumas.
- **95%** of the people on the streets sleeping rough experience more BIG traumas.



This is Beryl...What are the first three things you think about Beryl?



Photo in the public domain, used as a fictitious representation.

MAKING SENSE
OF THE
WHY?

**What
explanations
can you think of,
why Beryl would
live like this?**



This is an executive function wheel

What is executive function?

Controlled by our frontal lobes of our brain.

Cognitive processes for the control of our behaviors.

Skills that help humans get things done.

OUR CAPACITY/ABILITY TO ACT.



Hidden disabilities & differences.



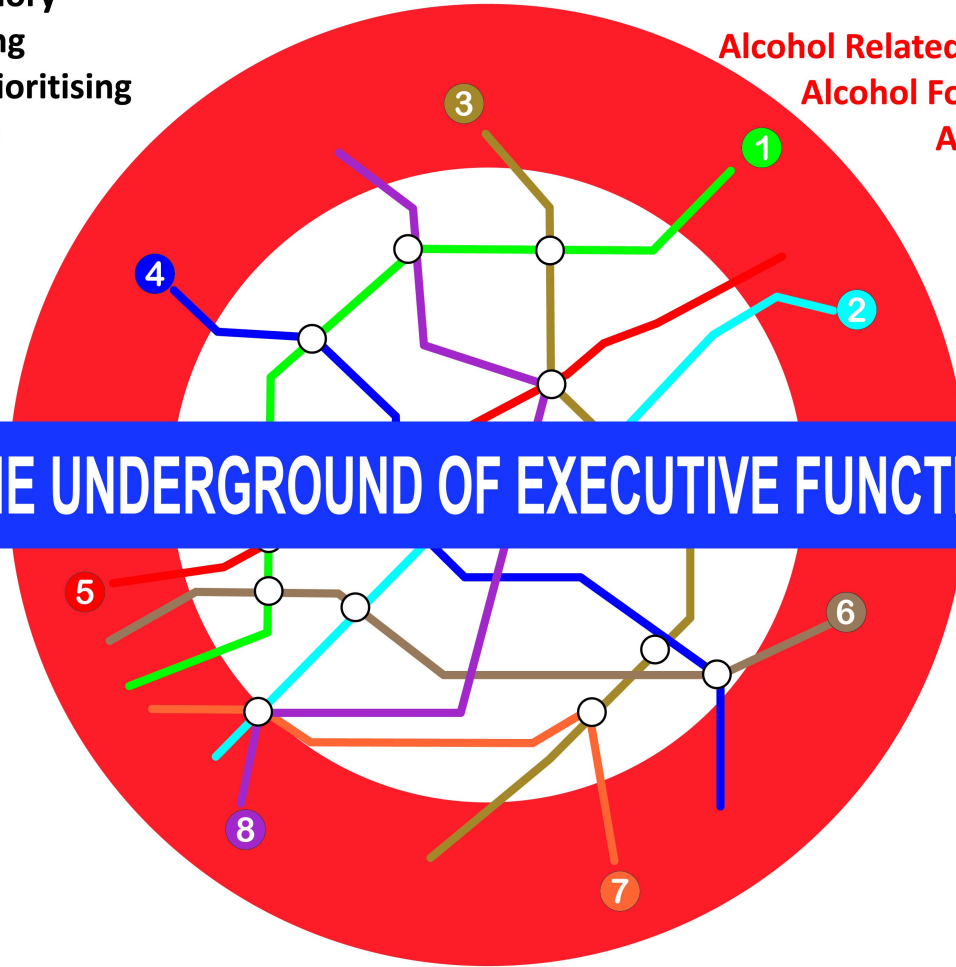
EXECUTIVE FUNCTIONING SKILLS

- 1 Emotional Control
- 2 Impulse Control
- 3 Flexible Thinking
- 4 Working Memory
- 5 Self-monitoring
- 6 Planning & Prioritising
- 7 Task Initiation
- 8 Organisation

HIDDEN DISABILITIES AND DIFFERENCES

- Acquired Brain Injury ●
- Traumatic Brain Injury ●
- Developmental Trauma ●
- PTSD ●
- Alcohol Related Brain Damage ●
- Alcohol Foetal Syndrome ●
- Autism & ADHD ●
- Epilepsy ●

THE UNDERGROUND OF EXECUTIVE FUNCTION



Research Internship between Adult Social Care and NHS R&D

What does research tell us about the importance of executive functioning in our assessments?



**EXPLORE HOW TO
LEAD A CULTURE OF
RESEARCH AND
INNOVATION**

Are you a service or ward manager?

Would you like to increase your team's engagement and interest in research?

Would you like to change the culture in your team?

The Capacity to Act?.....

5 Principles of the Mental Capacity Act (MCA) 2005



-
- Assume Capacity
 - Help people have capacity in all practical ways before deciding they don't have capacity
 - People are entitled to make unwise decisions
 - Decisions for people without capacity should be in their Best Interests
 - Decisions for people without capacity should be the least restrictive possible



So...Why did the everybody in initiative **NOT** end rough sleeping in its entirety in Manchester.....?



It's this simple!



If you're a registered social worker,
working directly with people sleeping
rough....

Contact me:


Email: ellie.atkins@manchester.gov.uk

Twitter: @Ellieinternship

To join a national network of
supportive peers that want to lead the
way on a different response with
people sleeping rough.

Please share this message:

<https://www.youtube.com/watch?v=yoy1aDqMmbk>

The logo for Social Work England is centered on a large teal circle. The text "Social Work England" is written in a white, sans-serif font. The word "Social" is on the top line, "Work" is on the middle line, and "England" is on the bottom line. To the right of the word "Work", there are two white, hand-drawn style loops. A white line starts from the left side of the teal circle, curves around the word "Social", and ends near the top of the "Work" line. Another white line starts from the right side of the teal circle, curves around the word "England", and ends near the bottom of the "Work" line. In the bottom right corner of the teal circle, there is a smaller, dark teal sphere with a gradient effect.

**Social
Work
England**